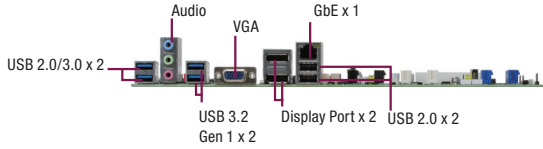
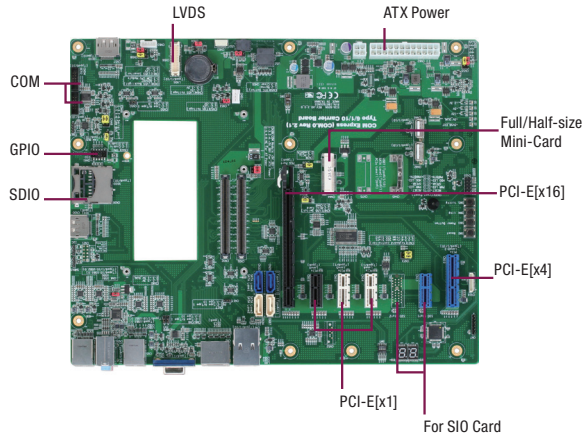



ECB-920A

Universal Type 1/6/10 Carrier Board



COM Express Carrier Boards



PER-T289



PER-253



Features

- Supports COM Express Module Rev. 2.1 Pin-out Type 1/6/10
- Supports Gigabit Ethernet, RJ-45
- Up to 24-bit Dual Channel LVDS Connector, DP, VGA
- High Definition Audio
- SATA Port x 4
- USB 2.0 x 8, USB 3.2 Gen 1 x 4
- ATX Power Input
- LPC Connector x 1, ATX Form Factor

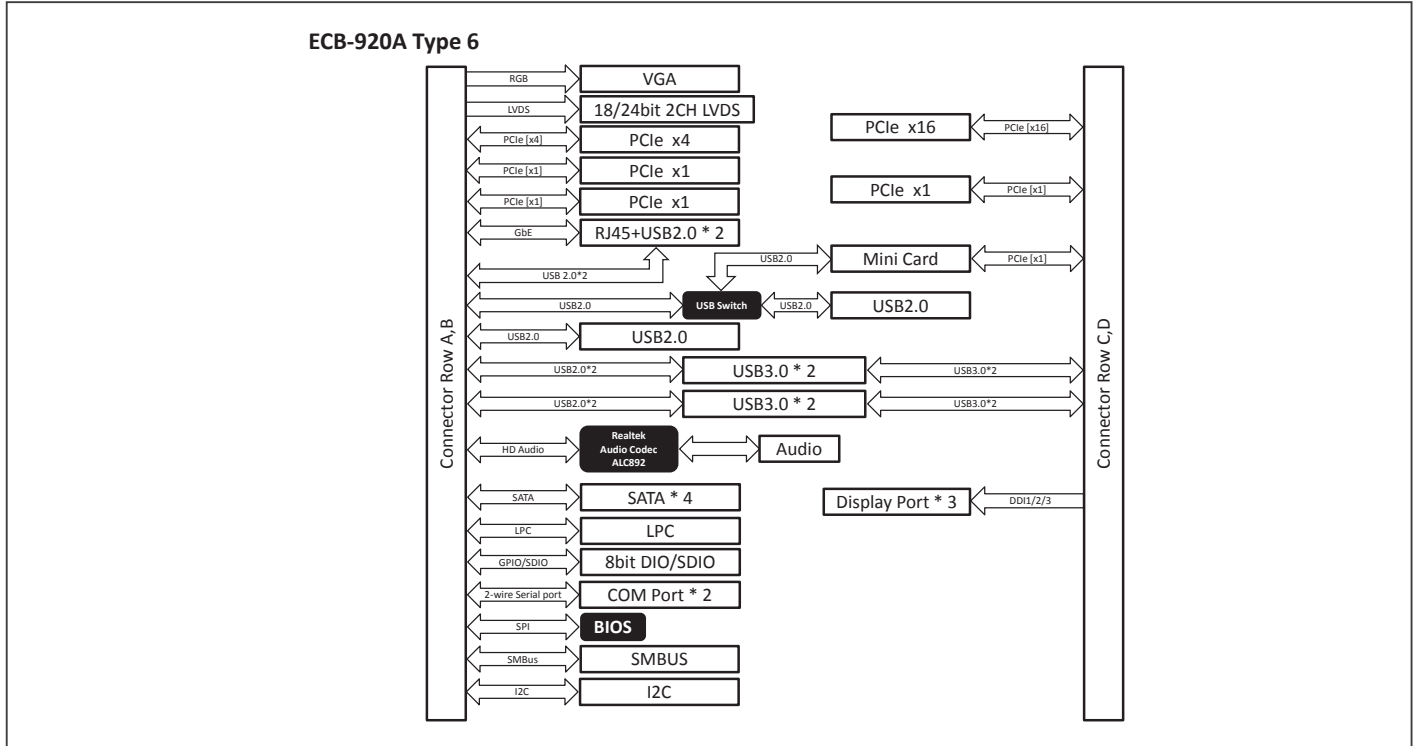


Specifications

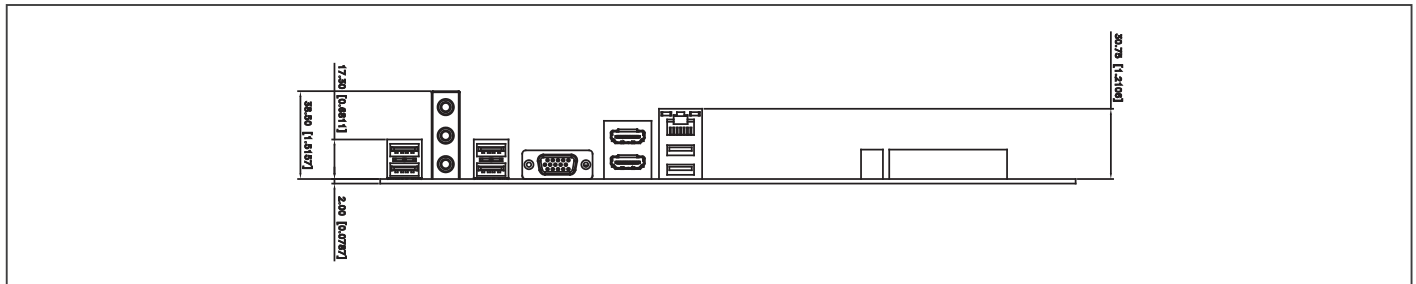
System	
Form Factor	ATX
COM Express Connector	x 2
I/O Chipset	—
Front Panel Control	10-pin (5x2) header
Ethernet	10/1000/1000Base-TX, RJ-45 x 1 (From CPU module)
Expansion Interface	PCI-Express [x1] slot x 4 (3 by PCI-E[x1] x 1 pin-out, 1 by SIO pin-out) PCI-Express [x4] slot x 1 PCI-Express [x16] slot x 1 Mini-Card slot x 1
Power Supply Type	ATX
CMOS Battery	RTC battery socket x 1
BIOS	—
Board Size	12" x 9.6" (304mm x 244mm)
Gross Weight	1.32 lb (0.6 kg)
Operating Temperature	32°F ~ 140°F (0°C ~ 60°C)
Storage Temperature	-40°F ~ 185°F (-40°C ~ 85°C)
Operating Humidity	0% ~ 90% relative humidity, non-condensing
MTBF (Hours)	75,000
Display	
DVI/CRT	DB15 connector x 1
LVDS	30-pin (15 x 2) Dual-Channel LVDS connector x 1
SDVO	—
DDI	DP connector x 4 (Dual x 1, Single x 2)
I/O	
Storage	SATA x 4
Serial Port	2-wire RS-232 port x 2 (10-pin (5x2) box header x 2)
USB	Type A connector x 4 (USB 3.2 Gen 1) for Type 6, USB 2.0 port x 4
Audio	Audio Jack, supports Line-in, Line-out, Microphone
PS/2 Port	—
Digital I/O	—
Switch/Button	—
Debug LED	80 PORT
I2C	1
GPIO	GPIO 8bit

* I/O functions according to the type of module installed, please refer to function table.

Block Diagram Unit: mm



Dimension Unit: mm



Packing List

- **9681920A00**
Cable Kit
- **1709070500**
SATA Cable x 1
- **1701100206**
COM Port Cable x 1
- **COM Express Type Converter Board**
- **PCI-E[x4] to PCI-E[x1] x 4 Card**
- **ECB-920A**

Ordering Information

- **ECB-920A-A10-0001**
COM Express Type 1/6/10 Carrier Board, Gigabit Ethernet, USB, 2 COM, 4 SATA, PCIe, AT/ATX Rev. A1.0 w/ Boot Selection

Type 1/6/10 Function Table

COM Type	Type 1	Type 6	Type 10
PCI-E [x16]	—	1	—
PCI-E[x4]	1 (Lane 0~3)	1 (Lane 0~3)	1 (Lane 0~3)
PCI-E[x1]	2 (Lane 4~5)	3 (Lane 4~6)	—
VGA	1	1	—
DDI	—	3 (DDI 1~3)	1 (DDI 0)
LVDS	1	1	1
LAN	1	1	1
mSATA	1 Shared with SATA Lane 0	1 Shared with SATA Lane 0	—
Mini-PCIe	—	1 (Lane 7)	—
SATA	4 (Lane 0~3)	4 (Lane 0~3)	2 (Lane 0~1)
Serial	—	2	2
USB 3.2 Gen 1	—	4 (Port 0~3)	2 (Port 0~1)
USB 2.0	8	8	8
SDIO/GPIO	—	1/8b	1/8b