




Front View



Rear View



Top View



## Features

- 6-Slot Wallmount Chassis
- 6-Slot ISA/ PICMG Bus Passive Backplanes
- Standard PS2 Power Supply
- External 3.5" Drive Bay x 1
- External 5.25" Drive Bay x 1
- Internal 3.5" Drive Bay x 2
- USB2.0 x 2 On Front Panel

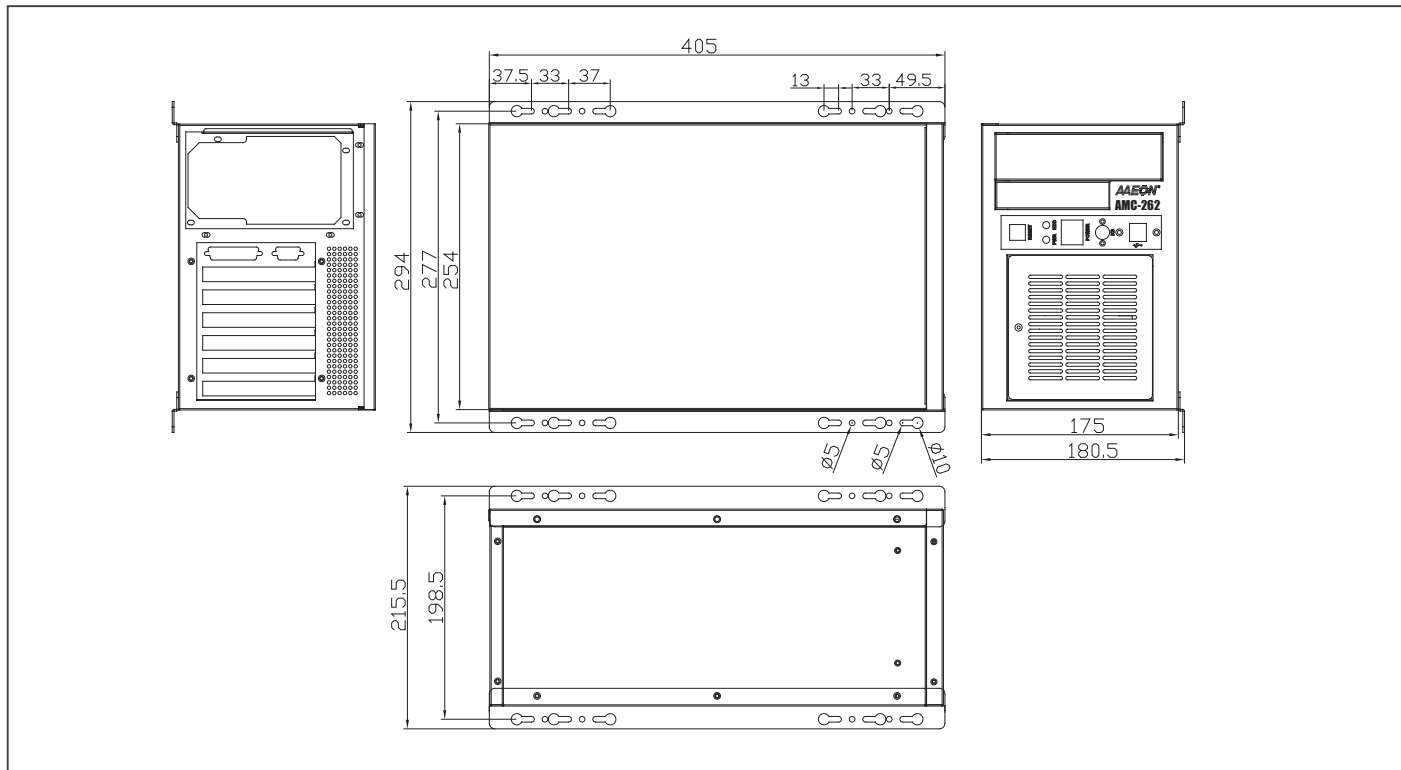


## Specifications

System	
Construction	Heavy-duty steel
Storage	External: 3.5" Drive Bay x 1 5.25" Drive Bay x 1 Internal: 3.5" Drive Bay x 2
System Fan	12cm Ball Bearing Fan with Removable Filter x 1
Front Panel	Power ON/OFF Switch x 1 Reset Button x 1 Power LED x 1 HDD Active LED x 1 PS/2 Keyboard Connector x 1 USB Port x 2
Rear Panel	Reserved Cut-out for DB-25 Connector x 1 Reserved Cut-out for DB-9 Connector x 1 6 slots (including system slot), supports max. 339 mm (length) for expansion card
Color	White
Dimensions	6.9" (W) x 16.1" (D) x 10" (H) (175mm x 405mm x 254mm)
Carton Size	12.4" (W) x 14.37" (D) x 20.47" (H) (315mm x 365mm x 520mm)
Net Weight	12.1 lb (5.5 kg)
Gross Weight	13.9 lb (6.3 kg)
Environmental	
Operating Temperature	32°F ~ 122°F (0°C ~ 50°C)
Storage Temperature	-4°F ~ 176°F (-20°C ~ 80°C)
Storage Humidity	10 ~ 80% @ 40°C, non-condensing
Vibration	0.5 Grms/ 5 ~ 500Hz/ operation 1.5 Grms/ 5 ~ 500Hz/ non operation
Shock	15 G peak acceleration (11 m sec. duration), operation 30 G peak acceleration (11 m sec. duration), non operation
EMC	CE/FCC Class A

### Dimension

Unit: mm



### Power Supply Options

P/N	TYPE	PFC Support	Input Voltage	Watt	Size
1255304003	ATX	Active PFC	Auto 90 ~ 264V	400W	PS2

### Passive Backplane Options

P/N	Description	Master Interface	Slots	Power Connector, ATX Extend Function
BP-206SP-P4	Wallmount, PCI, 6-Slot Backplane, 4 PCI, Single Segment, ATX	PCI	4/0/2 (PCI/ISA/PICMG_PCI)	ATX, 3-pin ATX extend
BP-206SS-P4	Wallmount, PCI/ISA, 6-Slot Backplane, 4 PCI, 3 PCI/ISA, Single Segment, ATX	PCI/ISA	4/1/0 (PCI/ISA/APCI)	ATX
BP-206SG-P2	Wallmount, PICMG, 6-Slot Backplane, 2 PCI, 3 ISA, Single Segment, ATX	PICMG 1.0	2/3/1 (PCI/ISA/PICMG)	ATX, 3-pin ATX extend
BP-206SG-P4	Wallmount, PICMG, 6-Slot Backplane, 4 PCI, 2 ISA, Single Segment, ATX	PICMG 1.0	4/2/2 (PCI/ISA/PICMG)	AT, ATX, 3-pin ATX extend
BP-206SH-P3	Wallmount, Backplane, PICMG 1.3, 6-Slot, 3 PCI, 2 PCI-E, Single segment, ATX	PICMG 1.3	3/2/1 (PCI/PCI-E/PICMG 1.3)	ATX
BP-206SI	Wallmount, ISA 6-Slot Backplane, 6 ISA, Single segment, AT/ATX	ISA	(0/6/0)	AT/ATX

### CPU Cards Options

Model/Name	Description	Master Interface
FSB-G41H	Socket LGA 775, Intel® Core™ 2 Duo/ Core™ 2 Quad (800/1066/1333)	PICMG 1.3
FSB-B75G	Socket LGA 1155, Intel® 3rd Generation i3/i5/i7	PICMG 1.0
HSB-800I	Onboard AMD LX 800 Processor	ISA

### Ordering Information

Model/Name	Description
TF-AMC-262-W-00	Wallmount, 6-Slot Bare Chassis, for PS2 Power, PS_SW (ATX), Color: White

### CPU Cooler Options

Model/Name	Description
1759218000	LGA1155/1150 CPU Cooler (1.5U)
175920000G	LGA775 CPU Cooler (1U)
1759200335	LGA775 CPU Cooler (1U)